

USG DONN® BRAND DX®/DXL™ ACOUSTICAL SUSPENSION SYSTEM



USG Donn® Brand DX®/DXL™
Acoustical Suspension System/
USG Eclipse™ Acoustical Panels

FEATURES AND BENEFITS

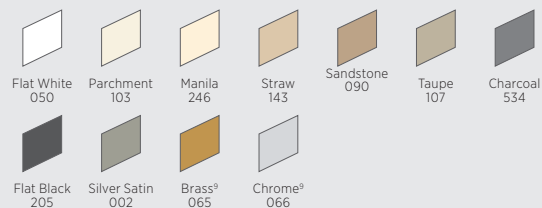
- 15/16" exposed tee system. Components for use in general and fire-rated applications.
- Maximum economy and design simplicity.
- Compatible with USG Logix™ Integrated Ceiling System.
- USG DXL™ system features more than 80 UL designs (up to three hours).
- Cross-tee override-ends resist twisting and give a professionally finished look.
- Meets or exceeds all national code requirements, including seismic.
- Proprietary Quick-Release™ cross tees.
- High recycled content (HRC) available.
- Custom colors available.
- ICC-ES evaluated for seismic installations (ESR-1222).

APPLICATIONS


- Fire-rated interior general-use areas
- USG Logix™ Integrated System

TO ORDER SAMPLES, GO TO USG.COM OR CGCINC.COM

STANDARD COLORS

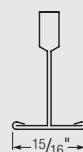


ADVANTAGE COLORS

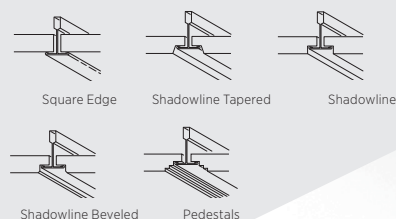


POWDER-COATED FINISH

PROFILE



EDGE DETAIL

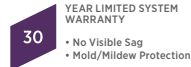


USG DONN® BRAND DX®/DXL™ ACOUSTICAL SUSPENSION SYSTEM

ORDER SAMPLES/LITERATURE
USG: samplitt@usg.com
fax: 888 874-2348 | usg.com
CGC: contact Sales Representative

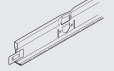
FOR MOST UP-TO-DATE
TECHNICAL INFORMATION
AND LEED REPORT TOOL
usgdesignstudio.com
cgcdesignstudio.com

TECHNICAL SERVICES
800 USG.4YOU (874-4968)

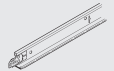


15/16" TEE SYSTEM¹⁰

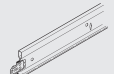
Main Tee



Cross Tee 1"



Cross Tee 1-1/2"



MOLDING^{6, 7, 8, 10}



Shadowline¹⁰



ASTM Class	Length	Height	Item No.	Fire Rating ³	Color ^{4,9}	Seismic Design Category ¹			Rated Load ²		
						IBC	ICC-ES Evaluated Installation	4' Hanger Spacing	5' Hanger Spacing	6' Hanger Spacing ⁸	
Intermediate Duty	12' 3600 mm	USG 1.64" (42 mm) CGC 1.5" (25 mm)	DX/DXL24		Flat White Standard Advantage	A-C		7/8" Molding ACM7 Clip	12 lb./LF	6.1 lb./LF	3.6 lb./LF
			DX/DXL24HRC								
Heavy Duty	12' 3600 mm	USG 1.64" (42 mm) CGC 1.5" (25 mm)	DX/DXL26 ⁷		Flat White Standard Advantage	A-F	7/8" Molding ACM7 Clip	16 lb./LF	7.3 lb./LF	4.9 lb./LF	
			DX/DXL26HRC								
	2' 600 mm	1" 25 mm	DX/DXL216		Flat White Standard and Advantage						
			DX/DXL216HRC								
			DX2016								
			DX3016								
	4' (1200 mm)	1" (25 mm)	DX416		Flat White Standard and Advantage						
			DX/DXL424								
			DX/DXL424HRC								
			DX422 ^{5,7,9}								
	4' (1200 mm)	1-1/2" (38 mm)	DX422HRC ⁵		Flat White Standard and Advantage						
			DX426 HD								
	5' (1500 mm)	1-1/2" (38 mm)	DX/DXL524		Flat White Standard						
			DX624								
	6'	1-1/2" (38 mm)	DX824		Flat White Standard						
			DX824								
Wall Angle		Length	Item No.	Color							
		10' 3000 mm	M20SM-2	Flat White							
		12' 3600 mm	M7	Flat White Standard and Advantage							
			M7HRC								
		10' 3000 mm	MS274 ⁵	Flat White Custom							
		10' 3000 mm	M20 ⁵	Flat White Custom							
			M20HD/Heavy Duty								
			M20SM/Seismic								

High Recycled Content

Classified as containing greater than 50% total recycled content. Total recycled content is based on product composition of postconsumer and preconsumer (postindustrial) recycled content per FTC guidelines.



PHYSICAL DATA/ FOOTNOTES

Notice

The information in this document is subject to change without notice. CGC Inc. or USG Corp. assumes no responsibility for any errors that may inadvertently appear in this document.

AC3167/rev. 9-17

© 2017 USG Corporation and/or its affiliates. All rights reserved. Printed in U.S.A.

Product literature and samples

Data sheet: AC3167
USG Logix™ system guide: IS268
USG Logix™ architectural design guide: IS287
USG Logix™ critical system dimensions: IS609
Sample flat white—seismic: 271370, Sample flat white: 215673, Sample main tee: 206563, Sample flat black: 205100

Material

Min. G30 hot-dipped galvanized steel body and cap. Baked on polyester paint or powder-coated finish.

Installation

Install according to ASTM C636, ASTM E580, CISCA and USG requirements. Alternate installation methods may be used when approved by the authority having jurisdiction.

Online tools

usgdesignstudio.com or cgcdesignstudio.com

ICC Evaluation Service, LLC Report Compliance

For areas under ICC jurisdiction, see ICC-ES Evaluation Report ESR-1222 for allowable values and conditions of use. Reports are subject to reexamination, revision and possible cancellation. Refer to usg.com for most current version.

LA Research Report - RR 25764

Refer to usg.com for most current version.

ASTM Load Compliance

Classified as Light, Intermediate or Heavy Duty when tested in accordance with ASTM C635.

Notes

- All USG DX®/DXL™ main-tee and cross-tee connections meet IBC requirements for tension and compression strength.
- Load test data shows uniform load in lb./LF based on simple span tests in accordance with ASTM C635 deflection limit of L/360.
- UL fire-rated listing, labeling and follow-up applies only to fire-rated components.
- Color program for imperial only. Consult Customer Service for custom color and metric-tee colors. Upcharges apply to Standard and Advantage colors.
- Non-fire-rated only.
- Non-fire-rated applications may mix USG DX® and DXL™ parts.
- Panels must be specified to be field-cut and field-revealed and to provide widest possible lay-on edge.
- For USG DXL™, channel moldings are also acceptable in some designs. Check *UL Fire Resistance Directory* for molding options.
- Brass and chrome available on limited items.
- Metric sizes listed are available with standard lead times. Other metric sizes available by RTQ.

Manufactured by USG Interiors, LLC
550 West Adams Street
Chicago, IL 60661

The trademarks USG, CGC, DONN, DX, DXL, ECLIPSE, FIRECODE, LOGIX, QUICK-RELEASE, IT'S YOUR WORLD. BUILD IT., the USG/CGC logo, the design elements and colors, and related marks are trademarks of USG Corporation or its affiliates.

Safety First! Follow good safety/industrial hygiene practices during installation. Wear appropriate personal protective equipment. Read SDS and literature before specification and installation.

